

SINGLE PARENT SCHOLARSHIP
 FUND OF NORTHWEST ARKANSAS, INC
 ATTENTION: TYLER B CLARK
 16 W COLT SQUARE DR
 FAYETTEVILLE AR 72703-2813

February 1, 2021 - February 28, 2021
 Account Number: ST6-182148

Your Financial Consultant:
 AMY KNIGHT & KYLE JENNER
 (479) 718-7438

Portfolio Manager:
 PRIVATE CLIENT GROUP

Portfolio Investment Style:
 PROFESSIONAL WEALTH
 MANAGEMENT-PORTFOLIO PRO

Portfolio at a Glance

	This Period
BEGINNING ACCOUNT VALUE	\$969,641.82
Dividends, Interest and Other Income	1,512.87
Other Transactions	-969.27
Net Change in Portfolio ¹	10,270.13
ENDING ACCOUNT VALUE	\$980,455.55
Estimated Annual Income	\$18,332.82

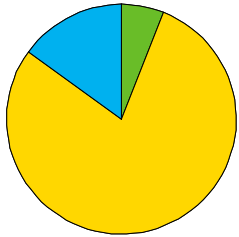
¹ Net Change in Portfolio is the difference between the ending account value and beginning account value after activity.

Table of Contents

Section	Page	Section	Page
Asset Summary	2	Activity Summary	11
For Your Information	2	Transactions by Type of Activity	11
Messages	2	Schedule of Realized Gains and Losses	14
Additional Information	3	Cash Not Yet Received	16
Summary of Gains and Losses	3	FDIC Insured Bank Deposits	16
Income and Expense Summary	3	Your Account Information	16
Portfolio Holdings	4	Client Service Information	17
Portfolio Holdings Disclosures	10	Important Information and Disclosures	18

The Bank Deposits in your account are FDIC insured bank deposits. FDIC insured bank deposits are not securities and are not covered by the Securities Investor Protection Corporation (SIPC). These bank deposits are covered by the Federal Deposit Insurance Corporation (FDIC), up to allowable limits.

Asset Summary



Percent	Asset Type	Prior Year-End	Last Period	This Period
6%	Cash, Money Funds, and Bank Deposits	45,910.60	62,775.36	61,970.16
79%	Equities	791,990.66	757,218.07	768,425.41
15%	Exchange-Traded Products	150,406.18	149,648.39	150,059.98
100%	Account Total (Pie Chart)	\$988,307.44	\$969,641.82	\$980,455.55

Please review your allocation periodically with your Financial Consultant.

For Your Information

Searching through files filled with paperwork and not finding what you need? Search smarter and faster-online. Enroll in e-Delivery and you can access 10 years of statements and seven years of tax information on an online, password-protected site. Log in to your *Stephens Access* account and click *Go Paperless* today! If you don't have a *Stephens Access* User ID, sign up today at <https://stephensaccess.netxinvestor.com/nxi/login>

Messages

Although a money market mutual fund seeks to preserve the value of your investment at \$1 per share, it is possible to lose money by investing in a money market mutual fund. Shares of a money market mutual fund or the balance of a bank deposit product held in your brokerage account may be liquidated upon request with the proceeds credited to your brokerage account. Please see the money market mutual fund's prospectus or the bank deposit product's disclosure document or contact your Investment Professional for additional information. Pursuant to SEC Rule 10b-10(b)(1) confirmations are not sent for purchases into money market mutual funds processed on the sweep platform. Pursuant to applicable regulation, account statements will be produced monthly or quarterly.

eDelivery

Going digital is more important than ever before, and the benefits of electronic delivery--speed, convenience and safety--are clear. We offer eDelivery for account statements, prospectus documents, proxy or shareholder communications, tax documents, trade confirmations and more. Historical account data is available from the day of initial signup.

To enroll, log in to your brokerage account, select "Go Paperless" at the top of any page and follow the on-screen prompts for setup. Enrollment can be activated as quickly as the day you register, and you will be notified when documents are available in an online, password-protected portal.

Contact your financial professional if you have any questions about any of our efficient digital tools.

Elimination of Paper Invoices for Annual Retirement Account Maintenance Fees

Going digital is more important than ever before, and the benefits of electronic delivery (eDelivery) - speed, convenience and safety- are clear. If you currently have a retirement account that is subject to an annual maintenance fee, beginning in April, Pershing will discontinue the physical mailing of your annual maintenance fee invoice. These invoices will continue to be posted online and will contain details on your payment options so you may select the method that is most convenient for you. You can access them by logging into your account and selecting Documents, then viewing under Account Notifications. If you are already enrolled for eDelivery, no action is required- you will continue to receive your

Stephens Inc.

111 Center Street
Little Rock, AR 72201
800-643-9691

February 1, 2021 - February 28, 2021
SINGLE PARENT SCHOLARSHIP

Messages (continued)

notification when this document is available.

If you would like to receive email notifications when this document is posted online and you are not yet enrolled for eDelivery, log in to your brokerage account, select "Go Paperless" at the top of any page and follow the on-screen prompts for setup. Enrollment can be activated as quickly as the day you register, and you will be notified when documents are available in an online, password-protected portal.

Contact your investment professional if you have any questions about any of our efficient digital tools.

Additional Information

Description	This Period
Securities Bought and Sold	-\$1,348.80

Summary of Gains and Losses

	Realized This Period	Realized Year-to-Date	Unrealized
Short-Term Gain/ Loss	0.00	54.73	8,192.02
Long-Term Gain/ Loss	0.00	5,455.76	238,981.10
Net Gain/ Loss	0.00	5,510.49	247,173.12

This summary excludes transactions where cost basis information is not available.

Income and Expense Summary

	Current Period		Year-to-Date	
	Taxable	Non Taxable	Taxable	Non Taxable
Dividend Income				
Equities	1,438.53	0.00	2,400.66	0.00
Other Dividends	74.34	0.00	152.51	0.00
Total Income	\$1,512.87	\$0.00	\$2,553.17	\$0.00
Expenses				
Fees(Foreign Securities)	0.00	0.00	-2.27	0.00
Total Expenses	\$0.00	\$0.00	-\$2.27	\$0.00

Portfolio Holdings

Opening Date	Quantity	Account Number	Activity Ending	Opening Balance	Closing Balance	Accrued Income	Income This Year	30-Day Yield	Current Yield
CASH, MONEY FUNDS AND BANK DEPOSITS 6.00% of Portfolio									
FDIC Insured Bank Deposits									
STEPHENS INS BANKSWEEP PROGRAM									
01/30/21	61,970.160	N/A	02/26/21	62,775.36	61,970.16	0.00	0.00	N/A	N/A
Total FDIC Insured Bank Deposits				\$62,775.36	\$61,970.16	\$0.00	\$0.00		
TOTAL CASH, MONEY FUNDS AND BANK DEPOSITS				\$62,775.36	\$61,970.16	\$0.00	\$0.00		

Date Acquired	Quantity	Unit Cost	Current Cost Basis	Market Price	Market Value	Unrealized Gain/Loss	Estimated Annual Income	Estimated Yield
EQUITIES 79.00% of Portfolio								
Common Stocks								
ABBOTT LABS COM								
Dividend Option: Reinvest								
Multiple ^Y								
Security Identifier: ABT								
CUSIP: 002824100								
Total Covered	89.9720	8,213.29	119.7800	10,934.40	2,721.11	164.31	1.50%	
	91.287							
AFLAC INC COM								
Dividend Option: Reinvest								
Multiple ^{13,Y}								
Security Identifier: AFL								
CUSIP: 001055102								
Total Covered	41.3620	13,888.66	47.8900	16,080.58	2,191.92	443.23	2.75%	
	335.782							
AIR PRODS & CHEMS INC COM								
Dividend Option: Reinvest								
Multiple ^{13,Y}								
Security Identifier: APD								
CUSIP: 009158106								
Total Covered	151.4010	5,938.91	255.6200	10,027.05	4,088.14	235.35	2.34%	
	39.226							
AMAZON COM INC								
Dividend Option: Reinvest								
Multiple ^{13,Y}								
Security Identifier: AMZN								
CUSIP: 023135106								
Total Covered	884.2590	9,726.85	3,092.9300	34,022.23	24,295.38			
	11.000							
APPLE INC COM								
Dividend Option: Reinvest								
Multiple ^{13,Y}								
Security Identifier: AAPL								
CUSIP: 037833100								
Total Covered	45.1810	9,368.93	121.2600	25,145.08	15,776.15	170.03	0.67%	
	207.365							
ARCHER DANIELS MIDLAND CO COM								
Dividend Option: Reinvest								
Multiple ^{13,Y}								
Security Identifier: ADM								
CUSIP: 039483102								
Total Covered	43.7270	11,862.01	56.5800	15,348.73	3,486.72	401.48	2.61%	
	271.275							
AT&T INC COM								
Dividend Option: Reinvest								
Multiple ^{13,Y}								
Security Identifier: T								
CUSIP: 00206R102								
Total Covered	33.3300	32,392.43	27.8900	27,105.11	-5,287.32	2,021.46	7.45%	
	971.858							

Stephens Inc.

111 Center Street
Little Rock, AR 72201
800-643-9691

February 1, 2021 - February 28, 2021
SINGLE PARENT SCHOLARSHIP

Portfolio Holdings (continued)

Date Acquired	Quantity	Unit Cost	Current Cost Basis	Market Price	Market Value	Unrealized Gain/ Loss	Estimated Annual Income	Estimated Yield
EQUITIES (continued)								
Common Stocks (continued)								
AUTOMATIC DATA PROCESSING INC COM			Security Identifier: ADP					
Dividend Option: Reinvest			CUSIP: 0530 15103					
Multiple ^{13,Y}	Total Covered	107.4850	5,929.84	174.0200	9,600.53	3,670.69	205.22	2.13%
	55.169							
BLACKSTONE GROUP INC COM			Security Identifier: BX					
Dividend Option: Reinvest			CUSIP: 09260 D107					
Multiple ^{13,Y}	Total Covered	31.7150	11,394.04	69.2300	24,871.69	13,477.65	709.54	2.85%
	359.262							
CHEVRON CORP NEW COM			Security Identifier: CVX					
Dividend Option: Reinvest			CUSIP: 166764 100					
Multiple ^{13,Y}	Total Covered	110.2440	12,408.04	100.0000	11,255.04	-1,153.00	580.76	5.16%
	112.550							
CINTAS CORP COM			Security Identifier: CTAS					
Dividend Option: Reinvest			CUSIP: 17290 8105					
Multiple ^{13,Y}	Total Covered	131.1750	7,829.85	324.3400	19,359.85	11,530.00	179.07	0.92%
	59.690							
CLOROX CO COM			Security Identifier: CLX					
Dividend Option: Reinvest			CUSIP: 189054 109					
Multiple ^{13,Y}	Total Covered	132.5440	5,678.55	181.0500	7,756.67	2,078.12	190.22	2.45%
	42.843							
COCA COLA COMPANY			Security Identifier: KO					
Dividend Option: Reinvest			CUSIP: 191216 100					
Multiple ^{13,Y}	Total Covered	43.4120	12,030.18	48.9900	13,575.92	1,545.74	465.55	3.42%
	277.116							
ECOLAB INC COM			Security Identifier: ECL					
Dividend Option: Reinvest			CUSIP: 278865 100					
Multiple ^{13,Y}	Total Covered	127.8800	5,576.20	209.3600	9,129.10	3,552.90	83.72	0.91%
	43.605							
EMERSON ELEC CO COM			Security Identifier: EMR					
Dividend Option: Reinvest			CUSIP: 2910 11104					
Multiple ^{13,Y}	Total Covered	60.9490	11,799.77	85.9000	16,630.27	4,830.50	391.07	2.35%
	193.600							

Portfolio Holdings (continued)

Date Acquired	Quantity	Unit Cost	Current Cost Basis	Market Price	Market Value	Unrealized Gain/ Loss	Estimated Annual Income	Estimated Yield
EQUITIES (continued)								
Common Stocks (continued)								
EXXON MOBIL CORP COM								
			Security Identifier: XOM					
Dividend Option: Reinvest			CUSIP: 30231G102					
Multiple ^{13,Y}	Total Covered	79.5770	12,313.17	54.3700	8,412.78	-3,900.39	538.46	6.40%
		154.732						
GILEAD SCIENCES INC								
			Security Identifier: GILD					
Dividend Option: Reinvest			CUSIP: 375558103					
Multiple ^{13,Y}	Total Covered	72.9400	22,179.52	61.4000	18,670.46	-3,509.06	863.58	4.62%
		304.079						
GLAXOSMITHKLINE PLC SPONS ADR								
			Security Identifier: GSK					
Dividend Option: Reinvest			CUSIP: 37733W105					
Multiple ^{13,Y}	Total Covered	41.4850	12,721.90	33.6100	10,307.05	-2,414.85	613.25	5.94%
		306.666						
GRACO INC								
			Security Identifier: GGG					
Dividend Option: Reinvest			CUSIP: 384109104					
Multiple ^{13,Y}	Total Covered	40.8010	13,525.60	69.3500	22,989.88	9,464.28	248.62	1.08%
		331.505						
GRAINGER WW INC								
			Security Identifier: GWW					
Dividend Option: Reinvest			CUSIP: 384802104					
Multiple ^{13,Y}	Total Covered	197.6290	5,578.67	372.7100	10,520.86	4,942.19	172.75	1.64%
		28.228						
HUNT J B TRANS SVCS INC COM								
			Security Identifier: JBHT					
Dividend Option: Reinvest			CUSIP: 445658107					
Multiple ^{13,Y}	Total Covered	98.5260	23,249.62	146.8700	34,657.62	11,408.00	264.29	0.76%
		235.975						
ILLINOIS TOOL WORKS INC COM								
			Security Identifier: ITW					
Dividend Option: Reinvest			CUSIP: 452308109					
Multiple ^{13,Y}	Total Covered	142.6450	13,818.22	202.1800	19,585.48	5,767.26	441.73	2.25%
		96.872						
INTERNATIONAL PAPER CO COM								
			Security Identifier: IP					
Dividend Option: Reinvest			CUSIP: 460146103					
Multiple ^{13,Y}	Total Covered	55.3700	11,739.49	49.6500	10,526.72	-1,212.77	434.63	4.12%
		212.019						
JOHNSON & JOHNSON COM								
			Security Identifier: JNJ					
Dividend Option: Reinvest			CUSIP: 478160104					
Multiple ^{13,Y}	Total Covered	126.6890	11,324.33	158.4600	14,164.25	2,839.92	361.12	2.54%
		89.387						
KIMBERLY CLARK CORP COM								
			Security Identifier: KMB					
Dividend Option: Reinvest			CUSIP: 494368103					
Multiple ^{13,Y}	Total Covered	121.6530	5,878.31	128.3300	6,200.94	322.63	220.34	3.55%
		48.320						

Stephens Inc.

111 Center Street
Little Rock, AR 72201
800-643-9691

February 1, 2021 - February 28, 2021
SINGLE PARENT SCHOLARSHIP

Portfolio Holdings (continued)

Date Acquired	Quantity	Unit Cost	Current Cost Basis	Market Price	Market Value	Unrealized Gain/ Loss	Estimated Annual Income	Estimated Yield
EQUITIES (continued)								
Common Stocks (continued)								
LAS VEGAS SANDS CORP COM								
			Security Identifier: LVS					
			CUSIP: 517834107					
Dividend Option: Reinvest Multiple ^{13,Y}	Total Covered	55.9620	9,987.78	62.6000	11,172.42	1,184.64	563.97	5.04%
		178.473						
LOWES COS INC COM								
			Security Identifier: LOW					
			CUSIP: 548661107					
Dividend Option: Reinvest Multiple ^{13,Y}	Total Covered	82.0720	13,260.08	159.7500	25,810.20	12,550.12	387.75	1.50%
		161.566						
MASTERCARD INC CL A COM								
			Security Identifier: MA					
			CUSIP: 57636Q104					
Dividend Option: Reinvest Multiple ^{13,Y}	Total Covered	232.8770	12,461.41	353.8500	18,934.80	6,473.39	94.17	0.49%
		53.511						
MCCORMICK & CO INC COM NON VTG								
			Security Identifier: MKC					
			CUSIP: 579780206					
Dividend Option: Reinvest Multiple ^{13,Y}	Total Covered	50.7530	11,240.97	84.2800	18,666.63	7,425.66	301.21	1.61%
		221.484						
MCDONALDS CORP								
			Security Identifier: MCD					
			CUSIP: 580135101					
Dividend Option: Reinvest Multiple ^{13,Y}	Total Covered	143.5090	13,942.33	206.1400	20,027.14	6,084.81	501.30	2.50%
		97.153						
MEDTRONIC PLC SHS ISIN# IE00BTN1Y115								
			Security Identifier: MDT					
			CUSIP: G5960L103					
Dividend Option: Reinvest Multiple ^{13,Y}	Total Covered	80.1550	10,534.99	116.9700	15,373.65	4,838.66	304.92	1.98%
		131.432						
MERCK & CO INC NEW COM								
			Security Identifier: MRK					
			CUSIP: 58933Y105					
Dividend Option: Reinvest 01/28/21	158.000	78.4070	12,388.35	72.6200	11,473.96	-914.39	410.80	3.58%
NETFLIX INC COM								
			Security Identifier: NFLX					
			CUSIP: 64110L106					
Dividend Option: Reinvest Multiple ^{13,Y}	Total Covered	151.0660	10,423.58	538.8500	37,180.65	26,757.07		
		69.000						

Portfolio Holdings (continued)

Date Acquired	Quantity	Unit Cost	Current Cost Basis	Market Price	Market Value	Unrealized Gain/ Loss	Estimated Annual Income	Estimated Yield
EQUITIES (continued)								
Common Stocks (continued)								
PARKER HANNIFIN CORP COM				Security Identifier: PH				
Dividend Option: Reinvest				CUSIP: 701094104				
Multiple ^{13,Y}	Total Covered	160.5890	13,530.49	286.9600	24,177.96	10,647.47	296.57	1.22%
	84.256							
PEPSICO INC COM				Security Identifier: PEP				
Dividend Option: Reinvest				CUSIP: 713448108				
Multiple ^{13,Y}	Total Covered	121.2810	21,292.73	129.1900	22,681.27	1,388.54	718.06	3.16%
	175.565							
PROCTER & GAMBLE CO COM				Security Identifier: PG				
Dividend Option: Reinvest				CUSIP: 742718109				
Multiple ^{13,Y}	Total Covered	91.0840	11,820.98	123.5300	16,031.85	4,210.87	410.47	2.56%
	129.781							
SALESFORCE.COM INC COM STOCK				Security Identifier: CRM				
Dividend Option: Reinvest				CUSIP: 79466L302				
12/10/20	27.000	221.4240	5,978.46	216.5000	5,845.50	-132.96		
SHERWIN WILLIAMS CO COM				Security Identifier: SHW				
Dividend Option: Reinvest				CUSIP: 824348106				
Multiple ^{13,Y}	Total Covered	324.0430	11,053.93	680.3400	23,208.10	12,154.17	225.14	0.97%
	34.113							
STANLEY BLACK & DECKER INC COM				Security Identifier: SWK				
Dividend Option: Reinvest				CUSIP: 854502101				
Multiple ^{13,Y}	Total Covered	132.6920	10,940.56	174.8400	14,415.72	3,475.16	230.86	1.60%
	82.451							
SYSCO CORP COM				Security Identifier: SYY				
Dividend Option: Reinvest				CUSIP: 871829107				
Multiple ^{13,Y}	Total Covered	53.7390	11,931.74	79.6300	17,680.23	5,748.49	399.65	2.26%
	222.030							
TRACTOR SUPPLY CO COM				Security Identifier: TSCO				
Dividend Option: Reinvest				CUSIP: 892356106				
Multiple ^{13,Y}	Total Covered	84.7210	18,309.58	158.9600	34,353.78	16,044.20	449.52	1.30%
	216.116							
ULTA SALON COSMETICS & FRAGRANCE INC				Security Identifier: ULTA				
Dividend Option: Reinvest				CUSIP: 90384S303				
Multiple ^{13,Y}	Total Covered	268.4180	8,052.55	322.3300	9,669.90	1,617.35		
	30.000							

Stephens Inc.

111 Center Street
Little Rock, AR 72201
800-643-9691

February 1, 2021 - February 28, 2021
SINGLE PARENT SCHOLARSHIP

Portfolio Holdings (continued)

Date Acquired	Quantity	Unit Cost	Current Cost Basis	Market Price	Market Value	Unrealized Gain/ Loss	Estimated Annual Income	Estimated Yield
EQUITIES (continued)								
Common Stocks (continued)								
WALMART INC COM			Security Identifier: WMT					
Dividend Option: Reinvest Multiple ^{13,Y}			CUSIP: 931142103					
	Total Covered	98.4520	26,403.97	129.9200	34,843.36	8,439.39	590.01	1.69%
	268.191							
Total Common Stocks			\$529,920.86		\$768,425.41	\$238,504.55	\$16,284.18	
TOTAL EQUITIES			\$529,920.86		\$768,425.41	\$238,504.55	\$16,284.18	
Date Acquired	Quantity	Unit Cost	Current Cost Basis	Market Price	Market Value	Unrealized Gain/ Loss	Estimated Annual Income	Estimated Yield
EXCHANGE-TRADED PRODUCTS 15.00% of Portfolio								
FIRST TR EXCHANGE-TRADED FD CAP STRENGTH ETF			Security Identifier: FTCS					
Dividend Option: Reinvest; Capital Gains Option: Reinvest Multiple ^{13,Y}			CUSIP: 33733E104					
	Total Covered	57.5300	31,992.04	66.5000	36,980.15	4,988.11	350.17	0.94%
	556.093							
FIRST TR EXCHANGE-TRADED FD DOW JONES INTERNET INDEX FD			Security Identifier: FDN					
Dividend Option: Reinvest; Capital Gains Option: Reinvest 07/10/18 ¹³			CUSIP: 33733E302					
	52.000	143.3200	7,452.64	224.0300	11,649.56	4,196.92		
ISHARES TR CORE CONSERVATIVE ALLOCATION ETF			Security Identifier: AOK					
Dividend Option: Reinvest; Capital Gains Option: Reinvest Multiple ^Y			CUSIP: 464289883					
	Total Covered	38.8800	50,003.81	38.5000	49,514.96	-488.85	1,030.07	2.08%
	1,286.103							
JP MORGAN EXCHANGE-TRADED FD TR ULTRA-SHORT INCOME ETF			Security Identifier: JPST					
Dividend Option: Reinvest; Capital Gains Option: Reinvest Multiple ^{±,Y}			CUSIP: 46641Q837					
	Total Covered	50.8170	51,942.92	50.7900	51,915.31	-27.61	668.40	1.28%
	1,022.156							
139 day(s) added to your holding period as a result of a wash sale.								
TOTAL EXCHANGE-TRADED PRODUCTS			\$141,391.41		\$150,059.98	\$8,668.57	\$2,048.64	
			Current Cost Basis	Market Value		Unrealized Gain/ Loss	Accrued Interest	Estimated Annual Income
Total Portfolio Holdings			\$733,282.43	\$980,455.55		\$247,173.12	\$0.00	\$18,332.82

Portfolio Holdings (continued)

Generally, securities acquired before 2011, in retirement accounts or held by Non-U.S. entities are not subject to the cost basis reporting rules set forth in the Internal Revenue Code of 1986, as amended by the Emergency Economic Stabilization Act of 2008, and are marked as "noncovered". Securities marked as "covered", were identified as securities potentially subject to the cost basis reporting rules and may be reported to the IRS on form 1099-B for the applicable tax year in which the securities are disposed.

Note: In the event where we cannot easily determine the taxability of an account, we may mark the account as noncovered. However, if the account does not receive a 1099B, the cost basis will not be reported to the IRS.

¹³ *Either all or a portion of the cost basis of this security has been provided to us by the delivering firm or transferring agent and Pershing makes no representation as to the accuracy of this information.*

^Y *This line is an aggregation of shares in this position, representing shares acquired at different times and/ or dates. This summary is a sum of these shares and does not represent cost basis calculated using the average cost accounting method.*

[‡] *The cost basis and holding period has been adjusted for a portion of this position due to a wash sale event.*

Portfolio Holdings Disclosures

Pricing

This section includes the net market value of the securities in your account on a settlement date basis, including short positions, at the close of the statement period. The market prices, unless otherwise noted, have been obtained from independent vendor services, which we believe to be reliable. Market prices do not constitute a bid or an offer, and may differ from the actual sale price. Securities for which a price is not available are marked "N/ A" and are omitted from the Total.

THE AS OF PRICE DATE ONLY APPEARS WHEN THE PRICE DATE DOES NOT EQUAL THE STATEMENT DATE.

Estimated Annual Figures

The estimated annual income (EAI) and estimated annual yield (EAY) figures are estimates and for informational purposes only. These figures are not considered to be a forecast or guarantee of future results. These figures are computed using information from providers believed to be reliable; however, no assurance can be made as to the accuracy. Since interest and dividend rates are subject to change at any time, and may be affected by current and future economic, political, and business conditions, they should not be relied on for making investment, trading, or tax decisions. These figures assume that the position quantities, interest and dividend rates, and prices remain constant. A capital gain or return of principal may be included in the figures for certain securities, thereby overstating them. Refer to www.pershing.com/disclosures for specific details as to formulas used to calculate the figures. Accrued interest represents interest earned but not yet received.

Reinvestment

The dollar amount of Mutual Fund distributions, Money Market Fund dividend income, Bank Deposit interest income, or dividends for other securities shown on your statement may have been reinvested. You will not receive confirmation of these reinvestments. Upon written request to your financial institution, information pertaining to these transactions, including the time of execution and the name of the person from whom your security was purchased, may be obtained. In dividend reinvestment transactions, Pershing acts as your agent and receives payment for order flow.

Option Disclosure

Information with respect to commissions and other charges incurred in connection with the execution of option transactions has been included in confirmations previously furnished to you. A summary of this information is available to you promptly upon your written request directed to your introducing firm. In order to assist your introducing firm in maintaining current background and financial information concerning your option accounts, please promptly advise them in writing of any material change in your investment objectives or financial situation. Expiring options which are valuable are exercised automatically pursuant to the exercise by exception procedure of the Options Clearing Corporation. Additional information regarding this procedure is available upon written request to your introducing firm.

Foreign Currency Transactions

Pershing will execute foreign currency transactions as principal for your account. Pershing may automatically convert foreign currency to or from U.S. dollars for dividends and similar

Portfolio Holdings Disclosures *(continued)*

Foreign Currency Transactions *(continued)*

corporate action transactions unless you instruct your financial organization otherwise. Pershing's currency conversion rate will not exceed the highest interbank conversion rate identified from customary banking sources on the conversion date or the prior business day, increased by up to 1%, unless a particular rate is required by applicable law. Your financial organization may also increase the currency conversion rate. This conversion rate may differ from rates in effect on the date you executed a transaction, incurred a charge, or received a credit. Transactions converted by agents (such as depositories) will be billed at the rates such agents use.

Proxy Vote

Securities not fully paid for in your margin account may be lent by Pershing to itself or others in accordance with the terms outlined in the Margin Agreement. The right to vote your shares held on margin may be reduced by the amount of shares on loan. The Proxy Voting Instruction Form sent to you may reflect a smaller number of shares entitled to vote than the number of shares in your margin account.

Activity Summary *(All amounts shown are in base currency)*

	Credits This Period	Debits This Period	Net This Period	Credits Year-to-Date	Debits Year-to-Date	Net Year-to-Date
Securities						
Securities Bought	0.00	-63,793.31	-63,793.31	0.00	-64,831.34	-64,831.34
Securities Sold	62,444.51	0.00	62,444.51	80,297.58	0.00	80,297.58
Total Securities	\$62,444.51	-\$63,793.31	-\$1,348.80	\$80,297.58	-\$64,831.34	\$15,466.24
Dividends and Interest	\$1,512.87	\$0.00	\$1,512.87	\$2,553.17	\$0.00	\$2,553.17
Fees	\$0.00	-\$969.27	-\$969.27	\$0.00	-\$1,959.85	-\$1,959.85
FDIC Insured Bank Deposits	\$969.27	-\$164.07	\$805.20	\$1,957.58	-\$18,017.14	-\$16,059.56
Totals	\$64,926.65	-\$64,926.65	\$0.00	\$84,808.33	-\$84,808.33	\$0.00

Transactions by Type of Activity

Process/ Settlement Date	Trade/ Transaction Date	Activity Type	Description	Quantity	Price	Accrued Interest	Amount	Currency
Securities Bought and Sold								
02/01/21	01/28/21	SOLD	COLGATE PALMOLIVE CO COM SOLICITED ORDER	-156.000	79.3950		12,385.34	USD
		CL						
02/01/21	01/28/21	PURCHASED	ISHARES TR CORE CONSERVATIVE ALLOCATION ETF SOLICITED ORDER	1,285.000	38.8800		-49,960.80	USD
		AOK						

Transactions by Type of Activity *(continued)*

Process/ Settlement Date	Trade/ Transaction Date	Activity Type	Description	Quantity	Price	Accrued Interest	Amount	Currency
Securities Bought and Sold <i>(continued)</i>								
02/01/21	01/28/21	SOLD JPST	J P MORGAN EXCHANGE-TRADED FD TR ULTRA-SHORT INCOME ETF SOLICITED ORDER ALLOCATED ORDER YOUR BROKER ACTED AS AGENT	-985.000	50.8101		50,046.84	USD
02/01/21	01/28/21	PURCHASED MRK	MERCK & CO INC NEW COM SOLICITED ORDER	158.000	78.4073		-12,388.35	USD
02/01/21		REINVEST CASH INCOME T	AT&T INC COM PURCHD @ \$29.09615 RD 01/11 PD 02/01/21	17.064			-496.49	USD
02/01/21		FRACTIONAL SHARES LIQUIDATION CL	COLGATE PALMOLIVE CO SOLD @ \$79.3950	-0.155	79.3950		12.33	USD
02/03/21		REINVEST CASH INCOME GGG	GRACO INC PURCHD @ \$69.40000 RD 01/19 PD 02/03/21	0.893			-61.99	USD
02/03/21		REINVEST CASH INCOME LOW	LOWES COS INC COM PURCHD @ \$167.12000 RD 01/20 PD 02/03/21	0.578			-96.59	USD
02/05/21		REINVEST CASH INCOME JPST	J P MORGAN EXCHANGE-TRADED FD TR ULTRA-SHORT INCOME ETF PURCHD @ \$50.79000 RD 02/02 PD 02/04/21	0.617			-31.33	USD
02/08/21		REINVEST CASH INCOME APD	AIR PRODS & CHEMS INC COM PURCHD @ \$261.86000 RD 01/04 PD 02/08/21	0.200			-52.30	USD
02/09/21		REINVEST CASH INCOME AOK	ISHARES TR CORE CONSERVATIVE ALLOCATION ETF PURCHD @ \$39.00000 RD 02/03 PD 02/08/21	1.103			-43.01	USD
02/09/21		REINVEST CASH INCOME MA	MASTERCARD INC CL A COM PURCHD @ \$342.52000 RD 01/08 PD 02/09/21	0.069			-23.51	USD
02/11/21		REINVEST CASH INCOME AAPL	APPLE INC COM PURCHD @ \$136.71000 RD 02/08 PD 02/11/21	0.311			-42.45	USD
02/12/21		REINVEST CASH INCOME CLX	CLOROX CO COM PURCHD @ \$187.81000 RD 01/27 PD 02/12/21	0.252			-47.28	USD
02/16/21		REINVEST CASH INCOME ABT	ABBOTT LABS COM PURCHD @ \$125.69000 RD 01/15 PD 02/16/21	0.326			-40.93	USD
02/16/21		REINVEST CASH INCOME BX	BLACKSTONE GROUP INC COM CL A PURCHD @ \$71.80100 RD 02/08 PD 02/16/21	4.740			-340.34	USD
02/16/21		REINVEST CASH INCOME PG	PROCTER & GAMBLE CO COM PURCHD @ \$128.98000 RD 01/22 PD 02/16/21	0.791			-101.99	USD
02/19/21		REINVEST CASH INCOME JBHT	HUNT J B TRANS SVCS INC COM PURCHD @ \$145.51000 RD 02/05 PD 02/19/21	0.453			-65.95	USD
Total Securities Bought and Sold - U.S. DOLLARS						0.00	-1,348.80	

Stephens Inc.

111 Center Street
Little Rock, AR 72201
800-643-9691

February 1, 2021 - February 28, 2021
SINGLE PARENT SCHOLARSHIP

Transactions by Type of Activity *(continued)*

Process/ Settlement Date	Trade/ Transaction Date	Activity Type	Description	Quantity	Price	Accrued Interest	Amount	Currency
Dividends and Interest								
02/01/21		CASH DIVIDEND RECEIVED	954.7939 SHRS AT&T INC COM RD 0 1/11 PD 02/0 1/21				496.49	USD
		T						
02/03/21		CASH DIVIDEND RECEIVED	330.6119 SHRS GRACO INC RD 0 1/19 PD 02/03/21				61.99	USD
		GGG						
02/03/21		CASH DIVIDEND RECEIVED	160.9882 SHRS LOWES COS INC COM RD 0 1/20 PD 02/03/21				96.59	USD
		LOW						
02/05/21		CASH DIVIDEND RECEIVED	1021.5393 SHRS J P MORGAN EXCHANGE-TRADED FD TR				31.33	USD
		JPST	ULTRA-SHORT INCOME ETF RD 02/02 PD 02/04/21					
02/08/21		CASH DIVIDEND RECEIVED	39.0267 SHRS AIR PRODS & CHEMS INC COM RD 0 1/04 PD				52.30	USD
		APD	02/08/21					
02/09/21		CASH DIVIDEND RECEIVED	1285 SHRS ISHARES TR CORE CONSERVATIVE ALLOCATION ETF				43.01	USD
		AOK	RD 02/03 PD 02/08/21					
02/09/21		CASH DIVIDEND RECEIVED	53.4422 SHRS MASTERCARD INC CL A COM RD 0 1/08 PD				23.51	USD
		MA	02/09/21					
02/11/21		CASH DIVIDEND RECEIVED	207.0545 SHRS APPLE INC COM RD 02/08 PD 02/11/21				42.45	USD
		AAPL						
02/12/21		CASH DIVIDEND RECEIVED	42.5910 SHRS CLOROX CO COM RD 0 1/27 PD 02/12/21				47.28	USD
		CLX						
02/16/21		CASH DIVIDEND RECEIVED	90.9618 SHRS ABBOTT LABS COM RD 0 1/15 PD 02/16/21				40.93	USD
		ABT						
02/16/21		CASH DIVIDEND RECEIVED	354.5218 SHRS BLACKSTONE GROUP INC COM CL A RD 02/08				340.34	USD
		BX	PD 02/16/21					
02/16/21		CASH DIVIDEND RECEIVED	156.1553 SHRS COLGATE PALM OLIVE CO COM RD 0 1/25 PD				68.71	USD
		CL	02/16/21					
02/16/21		CASH DIVIDEND RECEIVED	128.9903 SHRS PROCTER & GAMBLE CO COM RD 0 1/22 PD				101.99	USD
		PG	02/16/21					
02/19/21		CASH DIVIDEND RECEIVED	235.5216 SHRS HUNT J B TRANS SVCS INC COM RD 02/05 PD				65.95	USD
		JBHT	02/19/21					
Total Dividends and Interest - U.S. DOLLARS						0.00	1,512.87	
Fees								
02/04/21		ASSET BASED FEE	Advisory Fee For: M2-2021 Total Asset Value \$969,271.21 For				-969.27	USD
		USD999997	Account ST6182148					
Total Fees - U.S. DOLLARS						0.00	-969.27	

Transactions by Type of Activity *(continued)*

Process/ Settlement Date	Trade/ Transaction Date	Activity Type	Description	Quantity	Price	Accrued Interest	Amount	Currency
FDIC Insured Bank Deposits								
02/02/21		FDIC INSURED BANK DEPOSIT USD999997	STEPHENS INSURED BANK SWEEP PROGRAM				-95.36	USD
02/04/21		FDIC INSURED BANK WITHDRAWAL USD999997	STEPHENS INSURED BANK SWEEP PROGRAM				969.27	USD
02/17/21		FDIC INSURED BANK DEPOSIT USD999997	STEPHENS INSURED BANK SWEEP PROGRAM				-68.71	USD
Total FDIC Insured Bank Deposits - U.S. DOLLARS						0.00	805.20	
Total Value of Transactions						0.00	0.00	USD

The price and quantity displayed may have been rounded.

Schedule of Realized Gains and Losses Current Period

Description	Date Disposed	Date Acquired	Designation	Disposition Method / Transaction	Quantity	Proceeds	Cost Basis	Realized Gain/ Loss
As of Trades								
COLGATE PALMOLIVE CO	01/28/21	02/14/20	Covered	Versus Purchase / SELL	0.863	68.48	65.63	2.85
Security Identifier: 194162103	01/28/21	05/15/20	Covered	Versus Purchase / SELL	0.979	77.69	67.53	10.16
	01/28/21	08/14/20	Covered	Versus Purchase / SELL	0.890	70.66	67.96	2.70
	01/28/21	11/16/20	Covered	Versus Purchase / SELL	0.649	51.52	55.15	-3.63
	01/28/21	11/16/20	Covered	First In First Out / FRAC. SELL	0.155	12.33	13.20	-0.87
JP MORGAN EXCHANGE- TR ULTRA-SHORT INCOME ETF	01/28/21	09/11/20	Covered	First In First Out / SELL	985.000	50,046.84	50,055.04	-8.18
Security Identifier: 46641Q837				Adjustment: -0.02 Adjustment Type: W				
COLGATE PALMOLIVE CO	01/28/21	01/04/17	Covered ¹³	Versus Purchase / SELL	26.000	2,064.22	1,722.50	341.72
Security Identifier: 194162103	01/28/21	02/15/17	Covered ¹³	Versus Purchase / SELL	0.150	11.91	10.10	1.81
	01/28/21	02/17/17	Covered ¹³	Versus Purchase / SELL	26.000	2,064.22	1,865.24	198.98
	01/28/21	03/16/17	Covered ¹³	Versus Purchase / SELL	43.000	3,413.91	3,169.10	244.81
	01/28/21	05/15/17	Covered ¹³	Versus Purchase / SELL	0.533	42.32	38.04	4.28
	01/28/21	06/26/17	Covered ¹³	Versus Purchase / SELL	23.000	1,826.04	1,751.45	74.59
	01/28/21	08/15/17	Covered ¹³	Versus Purchase / SELL	0.663	52.64	47.42	5.22
	01/28/21	09/28/17	Covered ¹³	Versus Purchase / SELL	15.000	1,190.90	1,099.35	91.55
	01/28/21	09/29/17	Covered ¹³	Versus Purchase / SELL	10.000	793.93	729.40	64.53
	01/28/21	11/15/17	Covered ¹³	Versus Purchase / SELL	0.786	62.40	57.67	4.73
	01/28/21	02/15/18	Covered ¹³	Versus Purchase / SELL	0.833	66.13	57.99	8.14
	01/28/21	05/15/18	Covered ¹³	Versus Purchase / SELL	0.986	78.28	61.30	16.98

Schedule of Realized Gains and Losses Current Period (continued)

Description	Date Disposed	Date Acquired	Designation	Disposition Method / Transaction	Quantity	Proceeds	Cost Basis	Realized Gain/ Loss
As of Trades (continued)								
COLGATE PALMOLIVE CO	01/28/21	08/15/18	Covered ¹³	Versus Purchase / SELL	0.940	74.63	61.69	12.94
(continued)	01/28/21	11/15/18	Covered ¹³	Versus Purchase / SELL	0.994	78.92	62.11	16.81
	01/28/21	02/15/19	Covered ¹³	Versus Purchase / SELL	0.953	75.66	62.52	13.14
	01/28/21	05/15/19	Covered ¹³	Versus Purchase / SELL	0.898	71.30	64.36	6.94
	01/28/21	08/15/19	Covered ¹³	Versus Purchase / SELL	0.910	72.25	64.79	7.46
	01/28/21	11/15/19	Covered ¹³	Versus Purchase / SELL	0.974	77.33	65.21	12.12

Generally, securities acquired before 2011, in retirement accounts or held by Non-U.S. entities are not subject to the cost basis reporting rules set forth in the Internal Revenue Code of 1986, as amended by the Emergency Economic Stabilization Act of 2008, and are marked as "noncovered". Securities marked as "covered", were identified as securities potentially subject to the cost basis reporting rules and may be reported to the IRS on form 1099-B for the applicable tax year in which the securities are disposed.

Note: In the event where we cannot easily determine the taxability of an account, we may mark the account as noncovered. However, if the account does not receive a 1099B, the cost basis will not be reported to the IRS.

This Schedule may not reflect all cost basis adjustments necessary for tax reporting purposes, especially for noncovered securities. Adjustments to cost basis may have been made for prior income received and subsequently reclassified by the issuer as a return of capital. In addition, corporate action events may require adjustments to your original cost basis. Return of capital information and cost basis information, as it relates to corporate actions, has been obtained from sources we believe to be reliable.

Adjustments to cost basis can be made after year-end, in particular, for return of capital adjustments, but may also include adjustments for corporate action events. Therefore there may be differences in cost basis reflected on your monthly client brokerage statement at year end versus any subsequent reports, including your 1099-B or online displays you may have available to you.

When you report your cost basis on your tax return, it should be verified using all of your own records. In particular, there may be other adjustments which you need to make, but are not required to be made by Pershing as it relates to H.R. 1424. You should consult with your tax advisor in order to properly report your gain or loss for tax purposes. Pershing shall not be responsible for and makes no representations or warranties with respect to the accuracy of any information that you report to the IRS or other taxing authorities, and, accordingly, disclaims any and all liability that may arise with respect to your use and reliance on the information provided herein for such reporting.

¹³ The cost basis of this security has been provided to us by the delivering firm or transferring agent and Pershing makes no representation as to the accuracy of this information.

^W Wash Sales Loss - This adjustment is the amount for a disallowed wash sale loss.

Please refer to the Your Account Information Section in your brokerage account statement for your account's existing tax-lot disposition method. The disposition method is the method which you have selected to use in the disposal of each tax lot of the securities held in your account. If you do not select a method, your account will be defaulted to First In, First Out (FIFO). Your account's selected tax lot method will be used to determine the cost basis for calculating gain and/ or loss, unless another method was selected at the time of the security disposal, and this may be reported on the IRS Form 1099-B.

Cash Not Yet Received

Security	Record Date	Payable Date	Quantity Held	Rate	Dividend Option	Amount of Payment
Dividends						
ARCHER DANIELS MIDLAND CO COM	02/09/21	03/02/21	271.275	0.370000	To be reinvested	100.37
CHEVRON CORP NEW COM	02/17/21	03/10/21	112.550	1.290000	To be reinvested	145.19
CINTAS CORP COM	02/15/21	03/15/21	59.690	0.750000	To be reinvested	44.77
EMERSON ELEC CO COM	02/12/21	03/10/21	193.600	0.505000	To be reinvested	97.77
EXXON MOBIL CORP COM	02/10/21	03/10/21	154.732	0.870000	To be reinvested	134.62
INTERNATIONAL PAPER CO COM	02/18/21	03/15/21	212.019	0.512500	To be reinvested	108.66
JOHNSON & JOHNSON COM	02/23/21	03/09/21	89.387	1.010000	To be reinvested	90.28
PARKER HANNIFIN CORP COM	02/10/21	03/05/21	84.256	0.880000	To be reinvested	74.14
TRACTOR SUPPLY CO COM	02/22/21	03/09/21	216.116	0.520000	To be reinvested	112.38
Total Cash Not Yet Received						\$908.18

Assets shown here are not reflected in your account. This information has been received from sources we believe to be reliable. Pershing does not guarantee the accuracy of the information.

FDIC Insured Bank Deposits

Date	Activity Type	Description	Amount	Balance
Sweep FDIC Insured Bank Deposits				
STEPHENS INS BANKSWEEP PROGRAM				
Activity Ending: 02/ 26/ 21				
01/30/21	Opening Balance		62,775.36	62,775.36
02/02/21	Deposit	DEPOSIT	95.36	62,870.72
02/04/21	Withdrawal	WITHDRAWAL	-969.27	61,901.45
02/12/21		Bank of China a/ o 02/ 15 \$23,812.37 Citibank NA New York a/ o 02/ 15 \$38,089.08		61,901.45
02/17/21	Deposit	DEPOSIT	68.71	61,970.16
02/26/21	Closing Balance			\$61,970.16
Total FDIC Insured Bank Deposits				\$61,970.16

The FDIC Insured Bank Deposits are not securities and are not covered by the Securities Investor Protection Corporation (SIPC). The Bank Deposits at each bank are insured by the Federal Deposit Insurance Corporation (FDIC) up to \$250,000 for each category of legal ownership including individual retirement accounts and certain other self directed retirement accounts. Please review this in connection with other deposits you may have at each respective bank.

Your Account Information

INVESTMENT OBJECTIVE
Investment Objective: SHORT TERM GROWTH

Stephens Inc.

111 Center Street
Little Rock, AR 72201
800-643-9691

February 1, 2021 - February 28, 2021
SINGLE PARENT SCHOLARSHIP

Your Account Information *(continued)*

Risk Exposure: HIGH RISK

Please review your investment objective. If you wish to make a change or have any questions please contact your Financial Consultant.

TAX LOT DEFAULT DISPOSITION METHOD

Default Method for Mutual Funds: First In First Out

Default Method for Stocks in a Dividend Reinvestment Plan: First In First Out

Default Method for all Other Securities: First In First Out

BOND AMORTIZATION ELECTIONS

Amortize premium on taxable bonds based on Constant Yield Method: Yes







Accrual market discount method for all other bond types: Constant Yield Method

Include market discount in income annually: No

ELECTRONIC DELIVERY

Your electronic delivery selections for account communications are listed below:

Electronic Delivery

Enrollment	Communication
	Statements and Reports
	Trade Confirmations
	Tax Documents
	Notifications
	Prospectus
	Proxy/Shareholder Communications

E-mail notifications are delivered to the following e-mail address(es):

t####@spsfnwa.org

The above e-mail address is partially masked for your security. Please log in to your account to review the full e-mail address.

Please log in to your account or contact your Financial Consultant to make any changes to your electronic delivery preferences.

PORTFOLIO MANAGER

Portfolio Manager : PRIVATE CLIENT GROUP

Portfolio Investment Style: PROFESSIONAL WEALTH
MANAGEMENT-PORTFOLIO PRO

Client Service Information

Your Financial Consultant: 93Y

AMY KNIGHT & KYLE JENNER
3425 N. FUTRALL DRIVE
SUITE 201
FAYETTEVILLE AR 72703

Contact Information

Telephone Number: (479) 718-7438

Client Service Information

Client Service Telephone Number: (501) 377-2000
Web Site: WWW.STEPHENS.COM

Account Number: ST6-182148
B0079225CSF30025-SD

Go paperless
ASK ABOUT E-DELIVERY



Rated Excellent
Every Year Since 2007
DALBAR RATED COMMUNICATIONS
EXCELLENCE

Clearing through Pershing LLC, a wholly owned subsidiary of The Bank of New York Mellon Corporation (BNY Mellon)
Pershing LLC, member FINRA, NYSE, SIPC

Important Information and Disclosures

The Role of Pershing

- Pershing carries your account as clearing broker pursuant to a clearing agreement with your financial institution. Pershing may accept from your financial institution without inquiry or investigation (i) orders for the purchase and sale of securities and other property and (ii) any other instructions concerning your account. Pershing is not responsible or liable for any acts or omissions of your financial institution or its employees and it does not supervise them. Pershing provides no investment advice nor does it assess the suitability of any transaction or order. Pershing acts as the agent of your financial institution and you agree that you will not hold Pershing or any person controlling or under common control with it liable for any investment losses incurred by you.
- Pershing performs several key functions at the direction of your financial institution. It acts as custodian for funds and securities you may deposit with it directly or through your financial institution or that it receives as the result of securities transactions it processes.
- Your financial institution is responsible for adherence to the securities laws, regulations and rules which apply to it regarding its own operations and the supervision of your account, its sales representatives and other personnel. Your financial institution is also responsible for approving the opening of accounts and obtaining account documents; the acceptance and, in certain instances, execution of securities orders; the assessment of the suitability of those transactions, where applicable; the rendering of investment advice, if any, to you and in general, for the ongoing relationship that it has with you.
- Inquiries concerning the positions and balances in your account may be directed to the Pershing Customer Service Department at (201) 413-3333. All other inquiries regarding your account or activity should be directed to your financial institution. Your financial organization's contact information can be found on the first page of this statement.
- For a description of other functions performed by Pershing please consult the Disclosure Statement provided to you upon the opening of your account. This notice is not meant as a definitive enumeration of every possible circumstance, but as a general disclosure. If you have any questions regarding this notice or if you would like additional copies of the Disclosure Statement, please contact your financial institution.
- Pershing is a member of the Securities Investor Protection Corporation (SIPC®). Please note that SIPC does not protect against loss due to market fluctuation. In addition to SIPC protection, Pershing provides coverage in excess of SIPC limits. For more detailed information please visit: www.pershing.com/about/strength-and-stability.
- This statement will be deemed conclusive. You are advised to report any inaccuracy or discrepancy (including unauthorized trading) promptly, but no later than ten days after receipt of this statement, to your financial organization and Pershing. Please be advised that any oral communication should be re-confirmed in writing to further protect your rights, including your rights under the Securities Investor Protection Act.
- Your financial organization's contact information can be found on the first page of this statement. Pershing's contact information is as follows: Pershing LLC, Legal Department, One Pershing Plaza, Jersey City, New Jersey 07399; (201) 413-3330. Errors and Omissions excepted.

Important Arbitration Disclosures

- All parties to this agreement are giving up the right to sue each other in court, including the right to a trial by jury, except as provided by the rules of the arbitration forum in which a claim is filed.
- Arbitration awards are generally final and binding; a party's ability to have a court reverse or modify an arbitration award is very limited.
- The ability of the parties to obtain documents, witness statements and other discovery is generally more limited in arbitration than in court proceedings.
- The arbitrators do not have to explain the reason(s) for their award, unless, in an eligible case, a joint request for an explained decision has been submitted by all parties to the panel at least 20 days prior to the first scheduled hearing date.
- The panel of arbitrators will typically include a minority of arbitrators who were or are affiliated with the securities industry.
- The rules of some arbitration forums may impose time limits for bringing a claim in arbitration. In some cases, a claim that is ineligible for arbitration may be brought in court.
- The rules of the arbitration forum in which the claim is filed, and any amendments thereto, shall be incorporated into this agreement.

Important Arbitration Agreement

Any controversy between you and Pershing LLC shall be submitted to arbitration before the Financial Industry Regulatory Authority. No person shall bring a putative or certified class action to arbitration, nor seek to enforce any predispute arbitration agreement against any person who has initiated in court a putative class action, who is a member of a putative class who has not opted out of the class with respect to any claims encompassed by the putative class action until; (I) the class certification is denied; (II) the class is decertified; or (III) the client is excluded from the class by the court. Such forbearance to enforce an agreement to arbitrate shall not constitute a waiver of any rights under this agreement except to the extent stated herein. The laws of the State of New York govern.

Pershing's contact information is as follows: Pershing LLC, Legal Department, One Pershing Plaza, Jersey City, New Jersey 07399; (201) 413-3330.